



MAKE SAFELY




USE YOUR GEAR

Hair up, goggles on, minds engaged.




THINK FIRST

Plan well to protect yourself & others.



KEEP IT NEAT

A clear, organized space is a safe space.



TAKE PRIDE

Create a safe, productive place to work.

MAKER CAMP SAFETY RULES

1.

Always follow
all safety
guidelines.

2.

Protect
yourself. Use
safety gear as
instructed.

3.

Use tools as
they are
intended to
be used.

4.

Appropriate
behavior is
expected at all
times.

5.

Keep your
work area
clean &
organized.

6.

Report all
injuries to
an adult
immediately.

**PARTICIPATION AT MAKER CAMP IS
DEPENDENT UPON CREATING A SAFE
WORKING ENVIRONMENT FOR EVERYONE.**

MAKER CAMP

ADVENTURES ♦ INSPIRATION ♦ COMMUNITY

Camper Safety Contract

Maker Camp is a very hands-on experience. You may be doing activities that require the use of various tools, equipment, and materials. Safety at Maker Camp is the #1 priority for us all. In order to maintain a safe working environment for all participants, campers need to understand and follow these basic rules (in addition to any other safety rules made at camp).

- Always follow safety guidelines as well as all written and verbal instructions carefully.
- Protect yourself. Dress properly. Use safety gear as instructed. Shield your eyes, hands, and feet. Do not wear loose clothing, jewelry, or long hair near machinery.
- Use tools correctly. Always use tools as they are intended to be used. Only use tools that you have been trained to use safely. Ask for help when you need it.
- Don't startle or distract anyone using a tool. Appropriate behavior is expected at all times. Please no running/ pushing/ yelling/ fighting, etc.
- Keep your work area organized and clean after activities. Put all materials/tools back in storage areas after use.
- Report all injuries, no matter how minor, to an adult immediately.

Continued participation at Maker Camp is dependent upon participation in safety instruction, doing your part to prevent accidents, and creating a safe working environment for everyone.

I have read and understood the Maker Camp Safety Contract. I agree to observe all safety rules and procedures at Maker Camp.

Camper Signature: _____ Date: _____

Leader Signature: _____

MAKER CAMP

ADVENTURES ♦ INSPIRATION ♦ COMMUNITY

Parent/Guardian Permission Form

Maker Camp is a very hands-on experience. Your camper may be doing activities that require the use of various tools, equipment, and materials. Safety at Maker Camp is the #1 priority for us all. Appropriate instruction in safe operating procedures is given and supervision is maintained at all times. Although every precaution is taken to prevent accidents, a certain risk is involved due to the nature of the experience and the learning environment.

In order to maintain a safe working environment for all participants, campers need to understand and follow the rules at camp. We are asking you to impress upon your child the importance of being careful. We believe this will support the instruction that is given at camp. Thank you very much for your help and assistance in providing your child with the “real world” experience of a safe working environment.

Continued participation at Maker Camp is dependent upon participation in safety instruction and creating a safe working environment for everyone.

I will stress the safety aspects of this program to my child. I will encourage my child to participate fully in their Maker Camp. In signing this document, I give my child permission to use any tools or materials deemed appropriate for projects while at camp.

Parent/Guardian Signature: _____

Date: _____ Emergency Phone #: _____

Camper Signature: _____ Date: _____